



GEORGIA DEPARTMENT
OF COMMUNITY HEALTH



Driving & Parking for Sloppy Floyd



A Guide for Accessing The
Sloppy Floyd Building
Address: 2 M.L.K. Jr. Drive SE
Atlanta, GA 30334



ABOUT: The Floyd Building is located northeast of the State Capitol in the block between Piedmont Avenue and Jesse Hill, Jr. Drive, facing Martin Luther King, Jr. Drive.

PARKING: Parking is available in the Pete Hackney lot on Jesse Hill, Jr. Drive for \$10.00 per day. The address to the Pete Hackney Parking Garage is 162 Jesse Hill Jr, Dr SE, Atlanta GA 30303

Traveling south on I-75/85: Exit at #248A, Martin Luther King, Jr., Drive. Turn right onto Martin Luther King, turn right onto Jesse Hill, Jr. Drive, pass the 1st parking deck and then turn right into the second parking deck - Pete Hackney parking lot.

Note: These directions also apply from the Atlanta Hartsfield International Airport, which is located south of Downtown.

Traveling west on I-20: Exit at #258A, Capitol Avenue. Turn right onto Capitol Avenue, follow to Martin Luther

King, Jr. Drive, and turn right. Go to the first traffic light and turn left onto Jesse Hill, Jr. Drive. pass the 1st parking deck and then turn right into the second parking deck - Pete Hackney parking lot

Traveling East I-20: Exit at #256B, Windsor/Spring Street. At the third traffic light, turn left onto Central Avenue, and then turn right on Memorial Drive. Go to the second traffic light and turn left onto Capitol Avenue. Turn right onto Martin Luther King Jr. Drive. Turn left onto Jesse Hill, Jr. Drive. Pass the 1st parking deck and then turn right into the second parking deck - Pete Hackney parking lot

MARTA: Take the Georgia State station on the east/west line. The station is in the Floyd Building. When you exit the train, you will go up the escalator to gain access to the building. Stop at the Security desk to sign in.

Sloppy Floyd Building




Access

To access the Floyd Building from the Pete Hackney parking garage:

- Once parked, locate the elevators in the Southwest corner of the parking deck
- If not on the 5th floor – bridge level – Take the elevator to the bridge level by selecting the 5th floor in the elevator
- Exit the elevator, turn right and cross the bridge, follow the signs into the 1st Parking Deck (Butler), turn right to access the elevator, take the elevator down to the bridge level selecting BR.
- Exit elevator and cross 2nd bridge into the Floyd building.
- Once you enter into the building – Stop at the security desk to sign in.
- Take the East Tower elevators to the 18th floor and follow the signs to enter the floor for the Human Resources Office

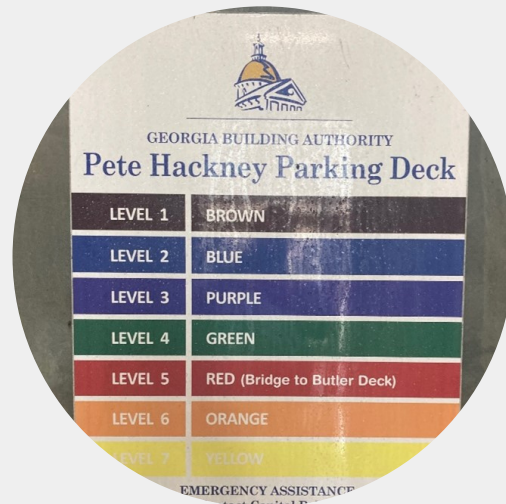
Drive In

Turn right into the second parking deck - Pete Hackney parking lot.



Deck Levels

Select a parking level. Once parked, locate the elevators in the parking deck.



Elevator 1 of 2

If not parked on the 5th floor or “bridge level”, take the elevator to the bridge level by selecting the 5th floor in the elevator.




Elevator 1 of 2

Exit the elevator
and follow the
signs...




Bridge 1 of 2

turn right, and cross the
bridge into the 1st Parking
Deck (Butler)...



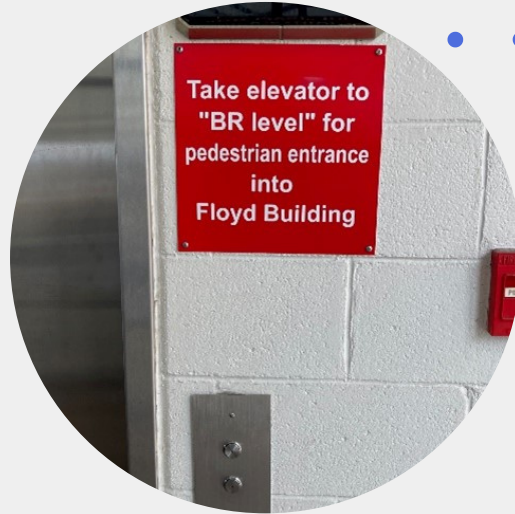
Bridge 1 of 2

Follow the signs & turn
right to access the
elevators.




Elevator 2 of 2

Take the elevator down.



Elevator Navigation

Travel down to the the bridge level by selecting BR.



Bridge 2 of 2

Exit the elevator and cross 2nd and final bridge into the Floyd building.

